



UNINTERRUPTED WORKFLOW

FOR BOTTOM ONLY RANDOM SIZED
CARTON SEALING SOLUTION



MAXIMIZING EFFICIENCY

WITH BOTTOM CARTON SEALING

QUICK HIGHLIGHTS

SEALS UP TO 15 CARTONS PER/MIN.*

*SPEED DEPENDENT ON CARTON SIZE AND MACHINE OPTIONS

- “Soft Touch” Pneumatic System is Gentle on Cartons
- Increase Throughput for Manually Erected Boxes
- Side Belt Drive System
- Seals Random Size Cartons without Stopping to Adjust
- Maintenance Free Air Cylinder

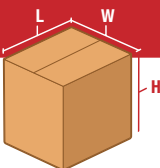
CARTON RANGE

Specifications based on RS20-2

Length
(min.-max.)
(6.0"-U)

Width
(min.-max.)
(4.25"-20.0")

Height
(min.-max.)
(4.0"+)



RS20 SEMI AUTOMATIC RANDOM BOTTOM SEALER


The BestPack™ RS20 Series represents a Semi-Automatic Random Bottom Carton Sealer engineered to meet the demands of light to heavy-duty random bottom sealing requirements. This machine proves highly efficient when the volume of random bottom carton sealing exceeds manual capacity. Our user-friendly design ensures consistently secure seals, accommodating a diverse range of carton sizes to provide versatile packaging solutions. Experience a cost-effective packaging solution by minimizing tape consumption and labor costs.



FREE PRODUCT SUPPORT:
TRAINING VIDEOS | ONLINE MANUALS | TECH SUPPORT

*CONTACT YOUR LOCAL BESTPACK REPRESENTATIVE FOR MORE INFORMATION
WWW.BESTPACK.COM

VERSION 5.0_1123



SIDE BELT DRIVE SYSTEM

Gently pulls product through while reducing less wear & tear on parts.



BESTPACK'S AC TAPE HEAD

Provides a clean and consistent seal, user friendly design.



CNC CUT AND WELDED FRAME/LEGS

4x longer lasting than bolted frames.



COMPLETE BED ROLLER SYSTEM

Increase throughput while reducing strain on the motor.



ACCESSIBLE TECHNICAL SUPPORT

Convenient technical support is readily available via a QR code on solution.

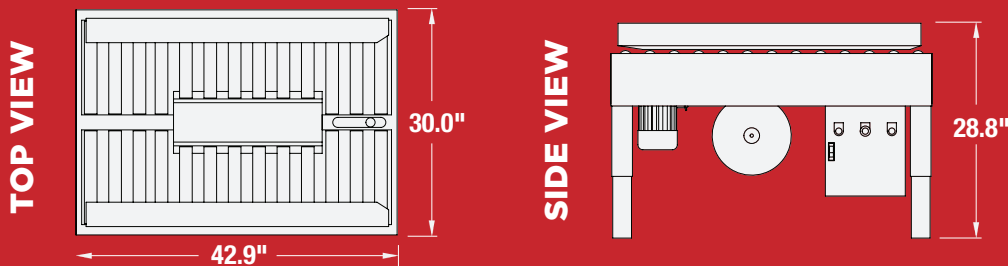


MOUNTING OF ON/OFF ELECTRICAL BOX

Provides flexibility in workflow process.

MACHINE FOOTPRINT

Specifications based on RS20-2



Note: Dimensions are all subject to change without prior notification.

OPTIONS

- Available in Stainless Steel
- Infeed/Exit Conveyors w/L-Bracket Stabilizer
- High-Speed Options (Up to 125ft. per min.)
- Low Tape/No Tape Sensor

POPULAR RS BOTTOM ONLY MODELS

PLEASE REFER TO COMPARISON CHART FOR COMPLETE LIST OF MODELS.

| MODEL | MACHINE DIMENSIONS LENGTH x WIDTH x HEIGHT | CARTON RANGE* LENGTH (min. - max.) x WIDTH (min. - max.) x HEIGHT (min. - max.) | CONVEYOR HEIGHT HEIGHT (min. - max.) | CARTONS PER MIN. | SHIPPING WEIGHT (LBS) | POWER REQUIREMENTS | AIR REQUIREMENTS |
|------------------------|---|--|---|---------------------|--------------------------|-----------------------|---------------------|
| RS20-2 2" Tape Head | (42.9") x (30.0") x (28.8") | (6.0" - U) x (4.25" - 20.0") x (4.0+)" | (20.5" - 30.0") | Up to 15 | 318 | 110 Volts 60 Hz | 80 PSI, 5SCFM |
| RS20-3 3" Tape Head | (42.9") x (30.0") x (28.8") | (6.0" - U) x (5.25" - 21.0") x (4.0+)" | (20.5" - 30.0") | Up to 15 | 318 | 110 Volts 60 Hz | 80 PSI, 5SCFM |
| RS30-2 2" Tape Head | (42.9") x (39.4") x (28.8") | (6.0" - U) x (4.25" - 30.0") x (4.0+)" | (20.5" - 30.0") | Up to 15 | 380 | 110 Volts 60 Hz | 80 PSI, 5SCFM |
| RS30-3 3" Tape Head | (42.9") x (39.4") x (28.8") | (6.0" - U) x (5.25" - 31.0") x (4.0+)" | (20.5" - 30.0") | Up to 15 | 380 | 110 Volts 60 Hz | 80 PSI, 5SCFM |

INFORMATION SUBJECT TO CHANGE WITHOUT NOTICE.

*OUTSIDE DIMENSIONS ONLY
U - UNLIMITED



For more information please go to:
WWW.BESTPACK.COM or call us at **1.888.588.2378**

© 2025 BestPack Packaging Systems. All rights reserved. This document is BestPack Public Information.